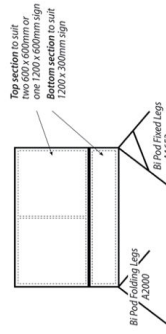



Swing Signs



Item NO.	Sign Size	Stand
JW-WS-04A	600x600 mm	galvanized/ powder coating
JW-WS-04B	600x800 mm	
JW-WS-04C	600x900 mm	
JW-WS-04D	900x1200 mm	

Coreflute Signs Box Edged Signs




Item No	Sign Size
JW-WS-05A	600x600 mm
JW-WS-05B	1200x300 mm

Box Edged Signs



Item NO.	Sign Size
JW-WS-06A	1200x300 mm
JW-WS-06B	1200x450 mm
JW-WS-06C	1200x900 mm
JW-WS-06D	600x600 mm
JW-WS-06E	1500x600 mm

Road Stud



PIC	Model NO	Size	Material	Weight Capacity	Lens Size	Net Weight
1	JW-RS-001A	101x89x16 mm	ABS / PMMA	20 T	23.5x69 mm	70 gram
2	JW-RS-001B	105x81x16 mm	ABS / PMMA	20 T	22x79 mm	80 gram
3	JW-RS-002	100x100x20 mm	ABS / PMMA / Fluorescent powder	20 T	93x28 mm	90 gram
4	JW-RS-003	100x100x20 mm	ABS / PMMA	20 T	93x28 mm	90 gram
5	JW-RS-004	100x100x22 mm	Aluminum / PMMA	20 T	80x22 mm	335 gram

Solar Road Stud



PIC	Model NO	Material	Power Supply	Weight Capacity	Water Proof Level
1	JW-SRS-001	Plastic	solar	20 T	IP68
2	JW-SRS-002	Plastic	solar	15 T	IP68
3	JW-SRS-003	Aluminum	solar	25 T	IP68
4	JW-SRS-005	Aluminum	DC 12V	25 T	IP68
5	JW-SRS-004	Aluminum	solar	25 T	IP68